

Scaled data based on original data using
LM-79-08 Approved Method: Electrical and Photometric Measurements of Solid-
State Lighting Products

Test Report Prepared for
Cooper Lighting Solutions
(formerly Eaton)

Brand: STREETWORKS

Report Number: P194313

Luminaire Tested: **GAN-AF-05-LED-U-AFL-7060-ADJ**

Issue Date: 3/3/2020

Test Information

Test Method: LM-79-08
Report Number: P194313
TEST IS SCALED FROM IESNA LM-79-08 TEST DATA (P24165)
Test Lab: INNOVATION CENTER P2
Issue Date: 3/3/2020
Manufacturer: COOPER LIGHTING SOLUTIONS (FORMERLY EATON)
Product Line: STREETWORKS
Catalog Number: GAN-AF-05-LED-U-AFL-7060-ADJ
Description: GALLEON AREA AND ROADWAY LUMINAIRE
(5) 70 CRI, 5700K, 1050mA LIGHTSQUARES WITH 16 LEDS EACH AND AUTOMOTIVE FRONTLINE OPTICS
Light Source: -
Ballast/Driver: ELECTRONIC DRIVER

Summary

Lumens per Lamp: N/A
Luminaire Lumens: 30521 lumens
Efficiency: N/A
Efficacy: 109.4 lumens/watt
Luminous Opening: Rectangular (W 1.5' x L: 1' x H: 0')
IES Classification: Type II - Short - Full Cutoff
BUG Rating: B3 - U0 - G3

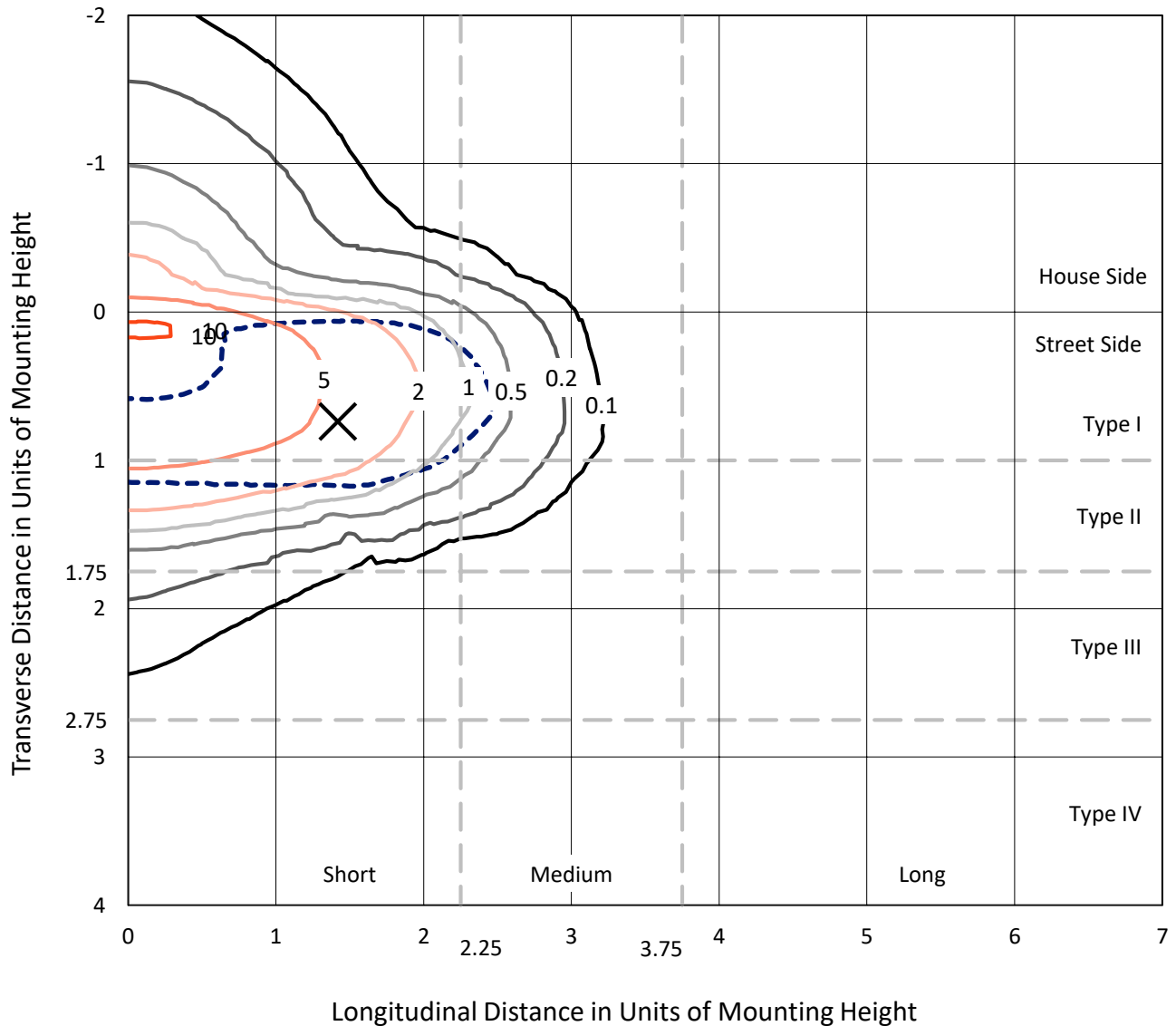
Input Watts (W): 279
Input Voltage (V): NR
Input Current (Ain): NR
Voltage Rise (V): NR
Power Factor: NR
Total Harmonic Distortion (THDi): NR
Frequency (hertz): 60
Stabilization Time: NR
Operation Time: NR
Ambient Temperature (°C): NR
Test Distance: 28.75 FT



REPORT NUMBER: P194313
 CATALOG NUMBER: GAN-AF-05-LED-U-AFL-7060-ADJ

Iso-Footcandle Lines of Horizontal Illumination

✕ Max cd
 - - - 1/2 Max cd

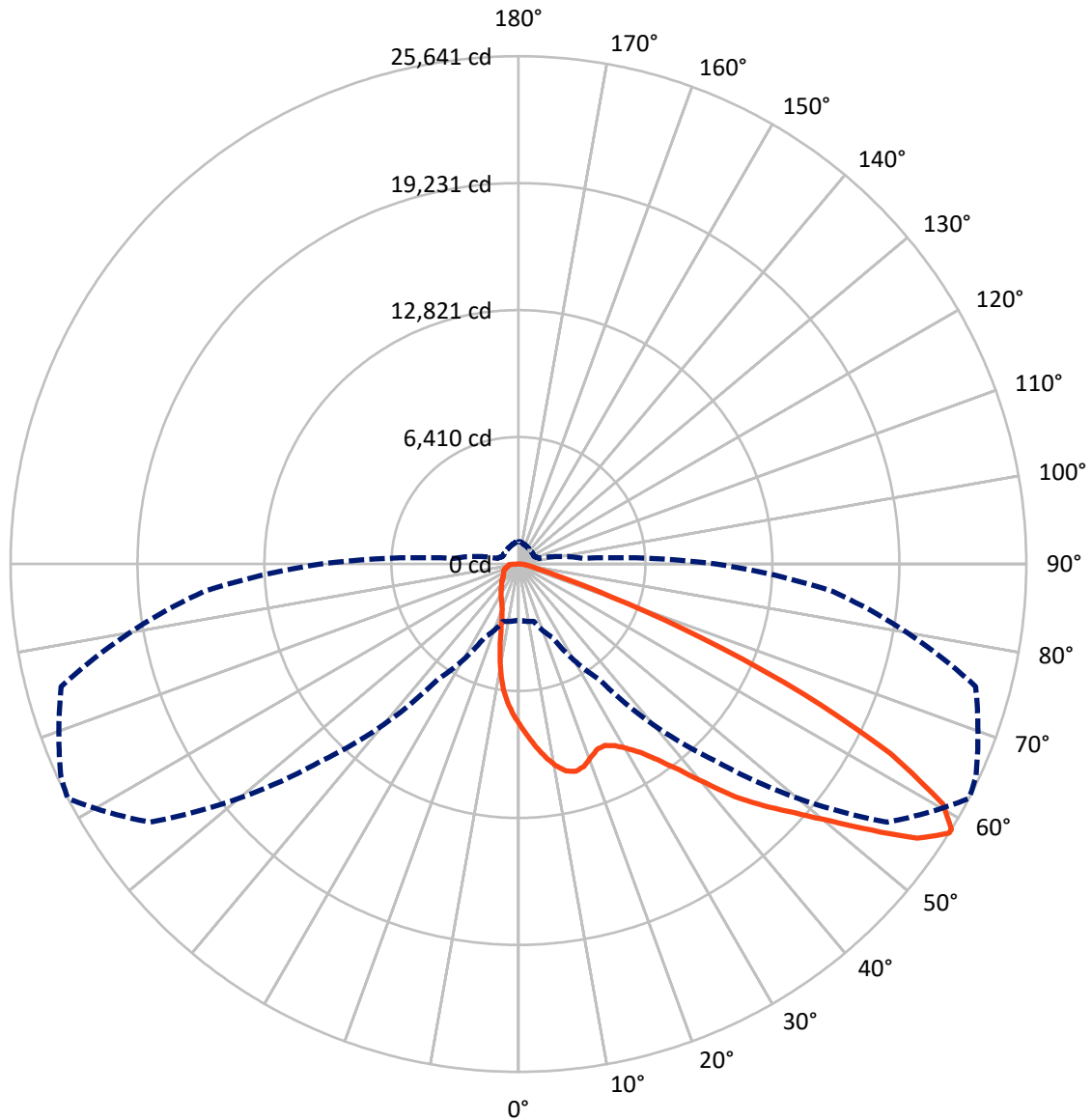


Based on 30 foot mounting height. Maximum calculated value = 11 fc
 Type II - Short - Full Cutoff

REPORT NUMBER: P194313

CATALOG NUMBER: GAN-AF-05-LED-U-AFL-7060-ADJ

Luminous Intensity Polar Plot



— Vertical Plane Through 62.5-Deg Lateral - - - Horizontal Cone Through 58-Deg Vertical

REPORT NUMBER: P194313

CATALOG NUMBER: GAN-AF-05-LED-U-AFL-7060-ADJ

FLUX DISTRIBUTION:

		Downward	Upward	Total
House Side	Lumens	4654.6	0.0	4654.6
	% Fixture	15.3	0.0	15.3
Street Side	Lumens	25866.4	0.0	25866.4
	% Fixture	84.7	0.0	84.7
Total	Lumens	30521.0	0.0	30521.0
	% Fixture	100.0	0.0	100.0

ZONAL LUMENS:

Zone	Lumens	% Fixture
0°-10°	725.1	2.4
10°-20°	1853.4	6.1
20°-30°	2996.1	9.8
30°-40°	4756.3	15.6
40°-50°	6959.4	22.8
50°-60°	7279.0	23.8
60°-70°	4300.4	14.1
70°-80°	1211.4	4.0
80°-90°	439.8	1.4
90°-100°	0.0	0.0
100°-110°	0.0	0.0
110°-120°	0.0	0.0
120°-130°	0.0	0.0
130°-140°	0.0	0.0
140°-150°	0.0	0.0
150°-160°	0.0	0.0
160°-170°	0.0	0.0
170°-180°	0.0	0.0
0°-90°	30521.0	100.0
0°-180°	30521.0	100.0

Coefficient of Utilization



REPORT NUMBER: P194313

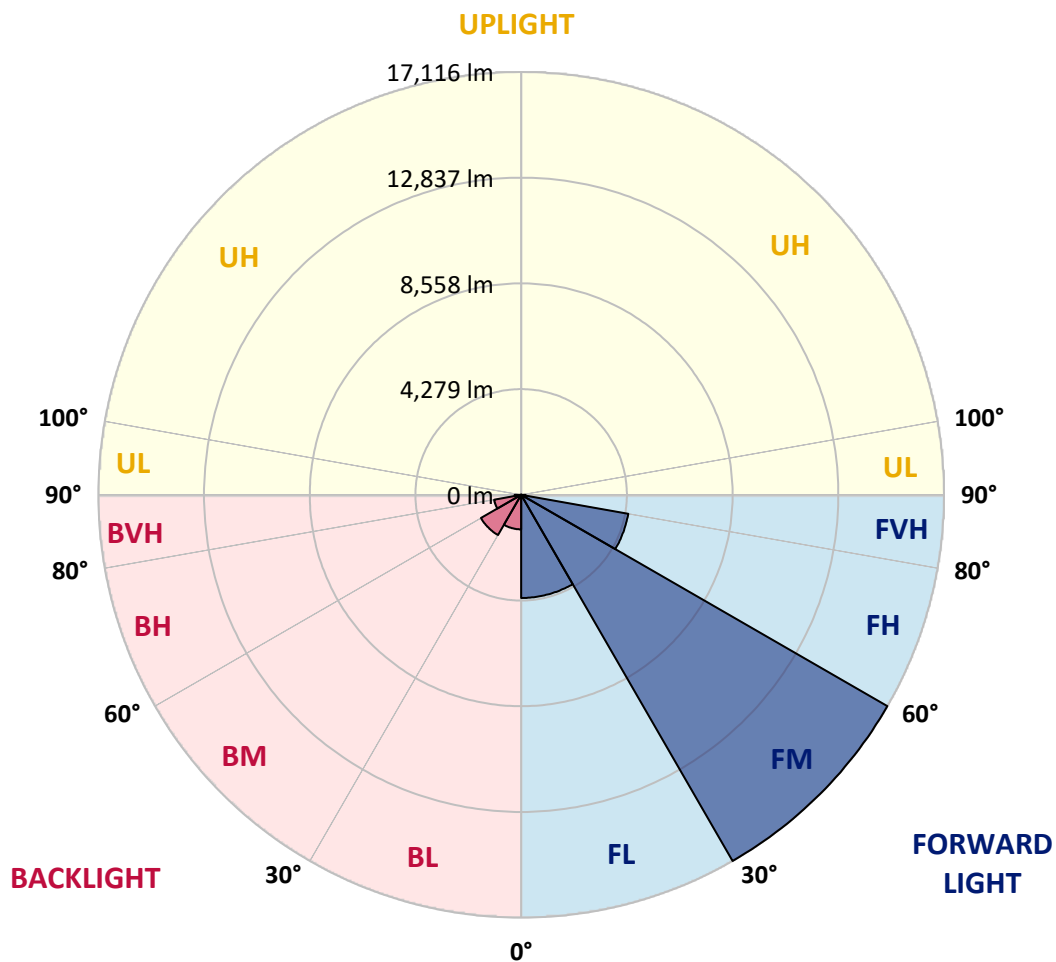
CATALOG NUMBER: GAN-AF-05-LED-U-AFL-7060-ADJ

LUMINAIRE CLASSIFICATION SYSTEM LUMEN TABLE AND BUG RATING:

Zone	Lumens	% Fixture	Zone Rating/Lumen Limit		
			B	U	G
FL (0°-30°)	4175.7	13.7			
FM (30°-60°)	17116.0	56.1			
FH (60°-80°)	4401.3	14.4			G2/5000
FVH (80°-90°)	173.5	0.6			G2/225
BL (0°-30°)	1398.9	4.6	B3/2500		
BM (30°-60°)	1878.7	6.2	B2/2500		
BH (60°-80°)	1110.6	3.6	B3/2500		G3/2500
BVH (80°-90°)	266.3	0.9			G3/500
UL (90°-100°)	0.0	0.0		U0/0	
UH (100°-180°)	0.0	0.0		U0/0	

BUG Rating: B3-U0-G3

Type II Short





REPORT NUMBER: P194313

CATALOG NUMBER: GAN-AF-05-LED-U-AFL-7060-ADJ

CANDELA DISTRIBUTION (FULL):

	0°	5°	15°	25°	35°	45°	55°	62.5°	65°	75°	85°
0°	8107.3	8107.3	8107.3	8107.3	8107.3	8107.3	8107.3	8107.3	8107.3	8107.3	8107.3
2.5°	9264.2	9189.5	9142.1	9100.4	9045.8	8929.4	8772.7	8673.5	8623.2	8452.2	8249.6
5°	10172.5	10106.4	10057.6	10001.5	9903.8	9721.3	9468.3	9267.1	9167.9	8825.9	8420.6
7.5°	9959.8	9987.1	10071.9	10220.0	10346.4	10322.0	10096.4	9840.6	9709.8	9234.1	8618.9
10°	8677.9	8725.3	8871.9	9218.2	9778.8	10353.6	10529.0	10352.2	10220.0	9637.9	8823.0
12.5°	8420.6	8419.2	8430.7	8522.6	8856.1	9665.2	10543.3	10721.6	10642.5	10023.1	9031.4
15°	8525.5	8528.4	8519.8	8558.6	8662.0	8982.5	10103.6	10863.8	10919.9	10411.1	9247.0
17.5°	8801.5	8794.3	8761.2	8761.2	8798.6	8923.6	9586.2	10731.6	10990.3	10754.6	9436.7
20°	9264.2	9231.2	9143.5	9063.0	9022.8	9090.3	9373.5	10426.9	10868.2	11055.0	9593.4
22.5°	9824.7	9798.9	9656.6	9484.1	9344.7	9343.3	9482.7	10161.1	10656.9	11338.1	9725.6
25°	10549.1	10507.4	10296.1	10020.2	9775.9	9682.5	9721.3	10148.1	10541.9	11645.7	9843.4
27.5°	11399.9	11323.8	11073.7	10675.6	10316.3	10128.0	10071.9	10382.4	10646.8	12026.5	10007.3
30°	12431.8	12344.2	12023.7	11504.8	10997.5	10688.5	10569.2	10797.7	10994.6	12490.8	10270.3
32.5°	13606.0	13479.6	13108.8	12536.8	11869.9	11398.5	11204.5	11346.7	11503.4	13049.8	10599.4
35°	15228.6	15077.7	14541.7	13752.6	12999.5	12351.4	12040.9	12144.4	12296.7	13883.4	11075.1
37.5°	16335.3	16267.7	15911.3	15169.7	14350.5	13604.6	13124.6	13184.9	13271.2	14925.4	11684.5
40°	16325.2	16352.5	16359.7	16366.9	15809.3	15095.0	14579.0	14515.8	14498.5	16069.4	12377.2
42.5°	15507.5	15619.6	15981.7	16716.1	17055.3	16727.6	16254.8	16072.3	15981.7	17417.5	13111.6
45°	14255.7	14316.0	14994.4	16428.7	17693.4	18344.5	17986.6	17411.8	17247.9	18656.4	13721.0
47.5°	13610.3	13676.5	14103.3	15667.0	17686.3	19650.9	19857.9	18762.7	18469.5	19734.3	14247.0
50°	12074.0	12211.9	12749.5	14341.9	17041.0	20251.7	21813.9	20372.4	19765.9	20783.4	14774.5
52.5°	9252.7	9465.4	10067.6	12163.1	15404.0	19954.2	23379.0	22324.1	21467.6	21870.0	15227.2
55°	5836.5	5994.6	6500.5	8590.2	12322.6	18406.3	23972.6	24435.4	23673.7	22899.0	15619.6
57.5°	3173.4	3243.8	3433.5	4742.8	8015.3	14984.3	23107.4	25636.9	25320.7	23772.8	15915.6
58°	2839.9	2887.3	3005.2	4110.4	7108.4	14048.7	22723.7	25641.2	25483.1	23900.7	15938.6
60°	2106.9	2082.5	1977.6	2345.5	3956.6	9705.5	20404.0	24615.0	25079.3	24057.4	15826.5
62.5°	1851.1	1792.2	1578.1	1553.6	1924.4	4471.1	15612.4	21085.3	22181.8	23163.5	15145.3
65°	1739.0	1675.8	1399.8	1310.7	1388.3	1891.4	9196.7	15813.6	17189.0	20452.9	13403.4
67.5°	1655.7	1573.7	1286.3	1164.1	1169.9	1250.4	3686.4	9959.8	11507.7	15529.0	10425.5
70°	1575.2	1486.1	1190.0	1049.2	1016.1	988.8	1466.0	4985.7	6389.8	9808.9	6647.1
72.5°	1488.9	1401.3	1105.2	958.6	893.9	803.4	957.2	2039.4	2848.5	4640.7	3015.3
75°	1363.9	1284.9	1020.4	878.1	786.2	665.4	722.9	1065.0	1277.7	1848.2	1453.0
77.5°	1210.1	1145.5	925.6	812.0	697.0	540.4	556.2	738.7	819.2	1057.8	863.8
80°	869.5	892.5	823.5	730.1	620.9	438.3	426.9	539.0	582.1	679.8	561.9
82.5°	610.8	623.7	681.2	596.4	513.1	344.9	314.7	379.4	405.3	447.0	303.3
85°	421.1	406.7	467.1	415.4	370.8	230.0	215.6	257.3	273.1	277.4	156.7
87.5°	252.9	252.9	270.2	222.8	199.8	119.3	116.4	146.6	156.7	149.5	86.2
90°	0.0	0.0	0.0	0.0	0.0	0.0	0.0	0.0	0.0	0.0	0.0



REPORT NUMBER: P194313

CATALOG NUMBER: GAN-AF-05-LED-U-AFL-7060-ADJ

CANDELA DISTRIBUTION (continued):

	90°	95°	105°	115°	125°	135°	145°	155°	165°	175°	180°
0°	8107.3	8107.3	8107.3	8107.3	8107.3	8107.3	8107.3	8107.3	8107.3	8107.3	8107.3
2.5°	8128.8	8026.8	7809.8	7635.9	7416.0	7187.5	7059.6	6923.0	6829.6	6762.1	6869.8
5°	8190.6	7982.2	7533.8	7108.4	6638.5	6149.8	5779.0	5434.1	5194.1	5044.6	5185.4
7.5°	8288.4	7967.9	7253.6	6526.4	5682.7	4869.3	4142.0	3686.4	3420.6	3289.8	3371.7
10°	8400.5	7944.9	6924.5	5737.3	4530.1	3505.3	2962.1	2778.1	2717.8	2693.3	2704.8
12.5°	8493.9	7896.0	6520.6	4783.0	3401.9	2768.1	2611.4	2607.1	2620.0	2622.9	2627.2
15°	8560.0	7824.2	5921.3	3788.5	2720.6	2522.3	2513.7	2539.5	2564.0	2574.0	2579.8
17.5°	8604.6	7676.1	5244.4	2995.1	2437.5	2403.0	2423.1	2456.2	2482.1	2489.2	2495.0
20°	8600.2	7459.1	4438.1	2497.9	2283.7	2283.7	2318.2	2344.1	2345.5	2336.9	2341.2
22.5°	8555.7	7161.6	3656.3	2233.4	2147.2	2171.6	2206.1	2181.7	2081.1	2015.0	2019.3
25°	8481.0	6806.6	2986.5	2065.3	2020.7	2063.8	2053.8	1869.8	1726.1	1661.4	1661.4
27.5°	8414.8	6386.9	2472.0	1918.7	1894.2	1947.4	1769.2	1602.5	1542.1	1511.9	1501.9
30°	8367.4	5934.2	2128.5	1777.8	1775.0	1736.1	1534.9	1488.9	1478.9	1454.5	1445.8
32.5°	8378.9	5475.8	1908.6	1654.2	1664.3	1486.1	1422.8	1432.9	1424.3	1398.4	1386.9
35°	8473.8	5040.3	1764.9	1542.1	1511.9	1342.4	1356.7	1375.4	1372.5	1336.6	1325.1
37.5°	8643.4	4627.8	1670.0	1448.7	1319.4	1270.5	1293.5	1322.2	1315.0	1290.6	1282.0
40°	8821.6	4239.8	1592.4	1375.4	1205.8	1221.6	1241.7	1257.6	1264.7	1271.9	1266.2
42.5°	8995.5	3834.5	1497.6	1300.7	1158.4	1175.6	1184.3	1200.1	1238.9	1266.2	1264.7
45°	9099.0	3453.6	1399.8	1194.3	1121.0	1131.1	1125.3	1157.0	1204.4	1248.9	1250.4
47.5°	9213.9	3157.5	1322.2	1096.6	1085.1	1092.3	1075.0	1106.6	1149.8	1204.4	1210.1
50°	9353.3	2980.8	1260.4	1019.0	1036.2	1036.2	1031.9	1060.7	1121.0	1184.3	1195.8
52.5°	9511.4	2946.3	1208.7	962.9	987.4	985.9	990.2	1033.4	1099.5	1161.3	1171.3
55°	9704.0	3039.7	1152.6	921.2	939.9	945.7	960.1	1008.9	1065.0	1135.4	1139.7
57.5°	9928.2	3229.4	1108.1	888.2	896.8	915.5	938.5	983.0	1043.4	1121.0	1125.3
58°	9965.6	3269.6	1100.9	885.3	888.2	909.8	935.6	978.7	1039.1	1123.9	1128.2
60°	9967.0	3403.3	1085.1	872.4	855.1	891.1	919.8	962.9	1031.9	1134.0	1144.0
62.5°	9613.5	3401.9	1073.6	853.7	820.6	865.2	898.3	948.6	1024.7	1158.4	1178.5
65°	8465.1	3091.4	1019.0	825.0	793.3	842.2	879.6	938.5	1044.8	1264.7	1277.7
67.5°	6621.2	2533.8	916.9	784.7	757.4	819.2	868.1	937.1	1066.4	1289.2	1297.8
70°	4377.7	1895.7	804.8	738.7	720.0	791.9	873.8	985.9	1042.0	1237.4	1214.4
72.5°	2272.2	1330.9	714.3	681.2	676.9	767.5	957.2	980.2	1017.5	1164.1	1135.4
75°	1192.9	924.1	635.2	618.0	625.2	761.7	1129.6	954.3	985.9	1113.8	1168.4
77.5°	730.1	745.9	567.7	560.5	574.9	744.5	1128.2	921.2	939.9	1024.7	1085.1
80°	488.7	605.1	516.0	517.4	527.5	681.2	1013.2	869.5	883.9	968.7	1030.5
82.5°	309.0	357.9	468.5	493.0	480.0	561.9	860.9	791.9	812.0	1108.1	1171.3
85°	156.7	224.2	406.7	474.3	432.6	393.8	698.5	694.2	704.2	799.1	835.0
87.5°	71.9	123.6	317.6	413.9	326.2	245.8	507.3	514.5	554.8	567.7	567.7
90°	0.0	0.0	0.0	0.0	0.0	0.0	0.0	0.0	0.0	0.0	0.0

(END OF REPORT)